SUM



Edge of graphics

centerlines

resolution: min. 300 DPI
colours: CMYK
formats: TIFF, PDF, EPS, AI, CDR

The pink outline the maximum size of graphic visible on the product.
The blue dash line indicates the center line of the left, right and middle side of object.

Corrugated cardboard box



Margin

Edge of product

Bleed limit 5-5 mm (background must fill it)

Fold line

resolution: min. 300 DPI
colours: CMYK
formats: TIFF, PDF, EPS, AI, CDR

The green line indicates the area all non-background object-texts, logos, etc.
The pink outline the maximum size of graphic visible on the product.
The black line indicates the size of the required graphics including bleed.
The blue line indicates the folding.

Kraft corrugated cardboard box



Margin

Edge of product

Bleed limit 5-5 mm (background must fill it)

Fold line

resolution: min. 300 DPI
colours: CMYK
formats: TIFF, PDF, EPS, AI, CDR

The green line indicates the area all non-background object-texts, logos, etc.
The pink outline the maximum size of graphic visible on the product.
The black line indicates the size of the required graphics including bleed.
The blue line indicates the folding.

Paper Sleeve

The size of the paper sleeve is for reference only as product packaging size may vary.

BACK

FRONT



Margin

Edge of product

Bleed limit 3-3 mm (background must fill it)

Fold line

resolution: min. 300 DPI
colours: CMYK
formats: TIFF, PDF, EPS, AI, CDR

The green line indicates the area all non-background object-texts, logos, etc.
The pink outline the maximum size of graphic visible on the product.
The black line indicates the size of the required graphics including bleed.
The blue line indicates the folding.

Kraft paper sleeve

The size of the paper sleeve is for reference only as product packaging size may vary.

BACK

FRONT



Margin

Edge of product

Bleed limit 3-3 mm (background must fill it)

Fold line

resolution: min. 300 DPI
colours: CMYK
formats: TIFF, PDF, EPS, AI, CDR

The green line indicates the area all non-background object-texts, logos, etc.
The pink outline the maximum size of graphic visible on the product.
The black line indicates the size of the required graphics including bleed.
The blue line indicates the folding.